

In 2023, we found that the representation of women and nonbinary photographers on the front pages of major newspapers stagnated.



WOMEN PHOTOGRAPH

2023 DATA ON GENDER REPRESENTATION IN PHOTOJOURNALISM

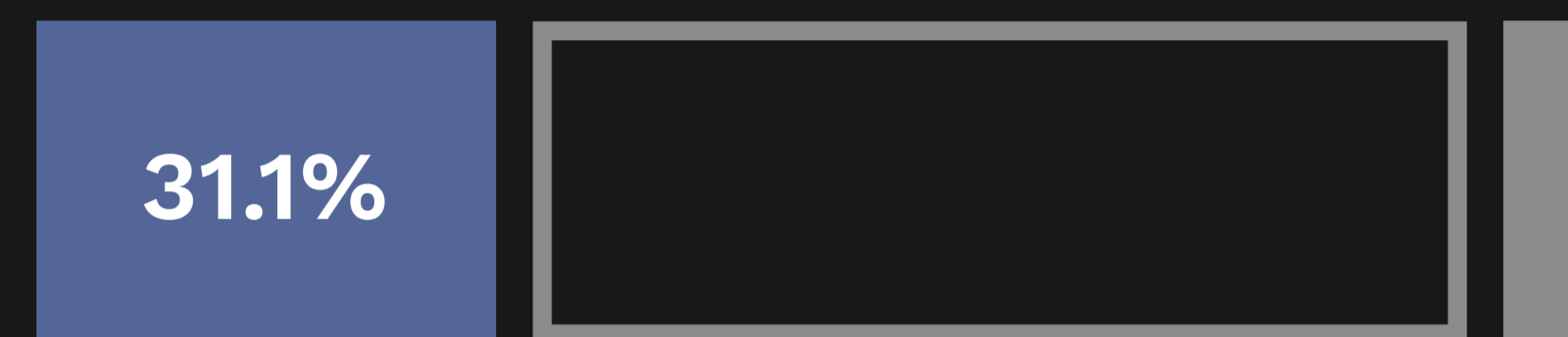
Each year, Women Photograph tracks an assortment of different metrics to analyze the ways in which women and nonbinary photographers are hired and published in the photojournalism industry. This data looks at the bylines of the lead photo on the front pages of eight newspapers from every day of the year: The New York Times, The Wall Street Journal, The Washington Post, the Los Angeles Times, the San Francisco Chronicle, The Globe and Mail, Le Monde, and The Guardian.

We've selected these publications for a variety of reasons: because of their international reach, because of their hiring power, because of how they utilize wire photography. While they exclusively represent publications from North America and western Europe, these regions continue to hold a disproportionate amount of influence within the photojournalism community. The industry continues to fall short when it comes to representation and inclusion.



1st QUARTER JANUARY – MARCH 2023 | AT LEAD PHOTO BYLINES BY GENDER

NEW YORK TIMES

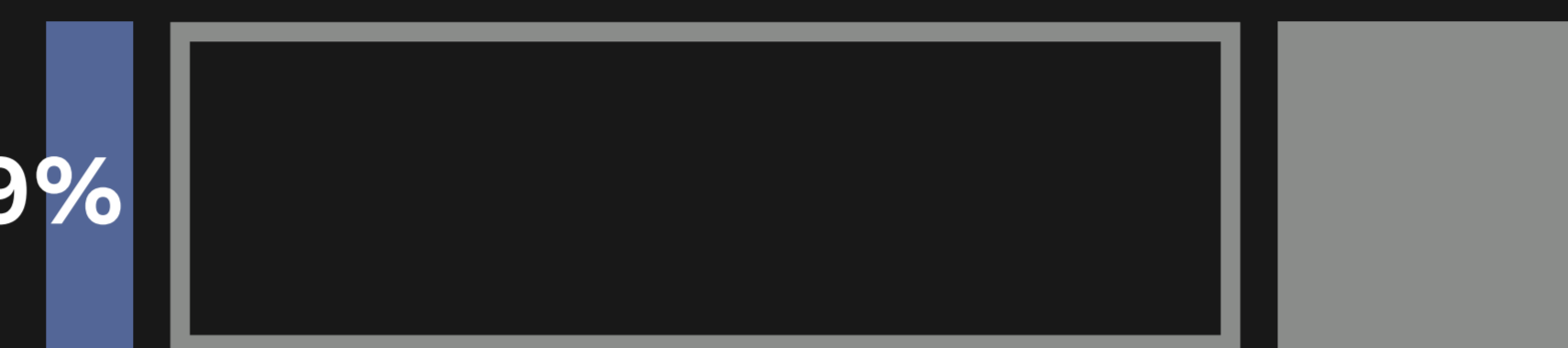


↑ +9.4%
from 2022

32 women
1 nonbinary person
67 men
6 N/A**

106 photos total

WALL STREET JOURNAL

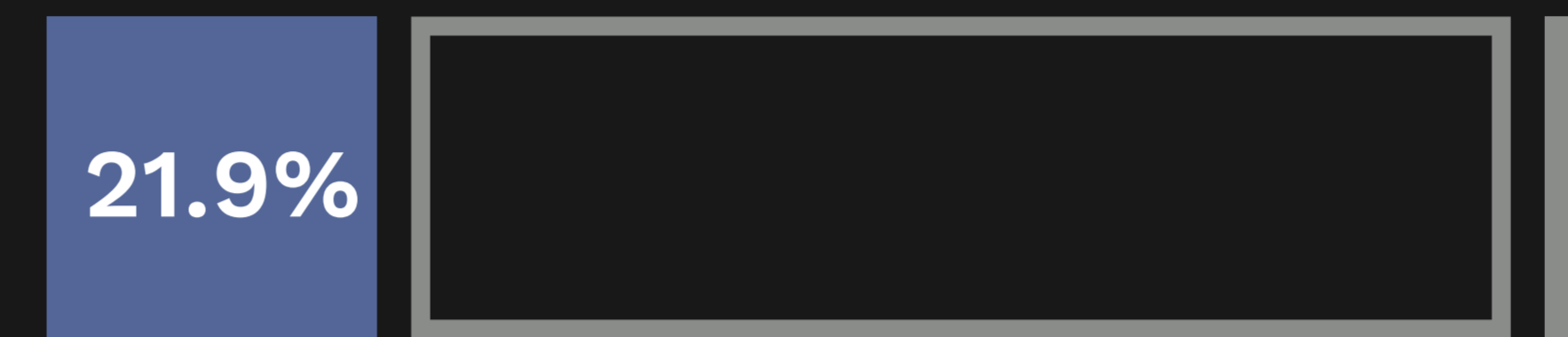


↓ -1.3%
from 2022

5 women
0 nonbinary people
62 men
18 N/A**

85 photos total

WASHINGTON POST

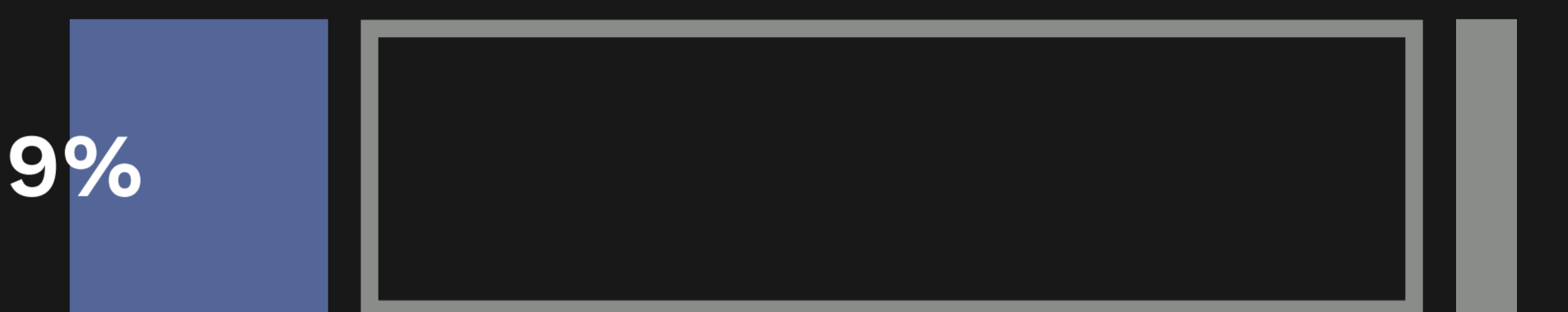


↑ +2.1%
from 2022

21 women
0 nonbinary people
70 men
5 N/A**

96 photos total

LA TIMES



↑ +10.8%
from 2022

16 women
1 nonbinary person
70 men
4 N/A**

91 photos total

SF CHRONICLE



↑ +12.2%
from 2022

44 women
5 nonbinary people
39 men
2 N/A**

90 photos total

GLOBE AND MAIL

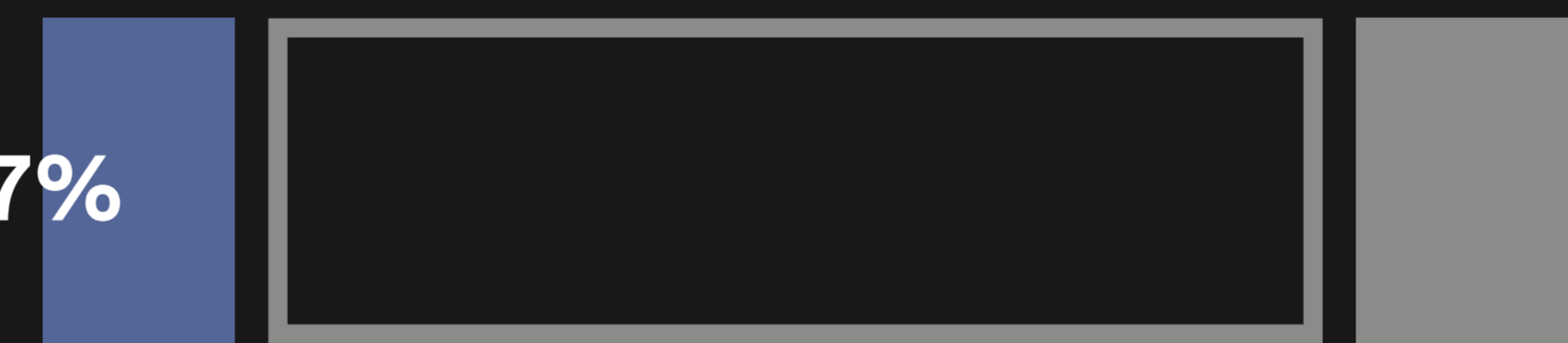


↓ -12.8%
from 2022

7 women
0 nonbinary people
63 men
8 N/A**

78 photos total

LE MONDE

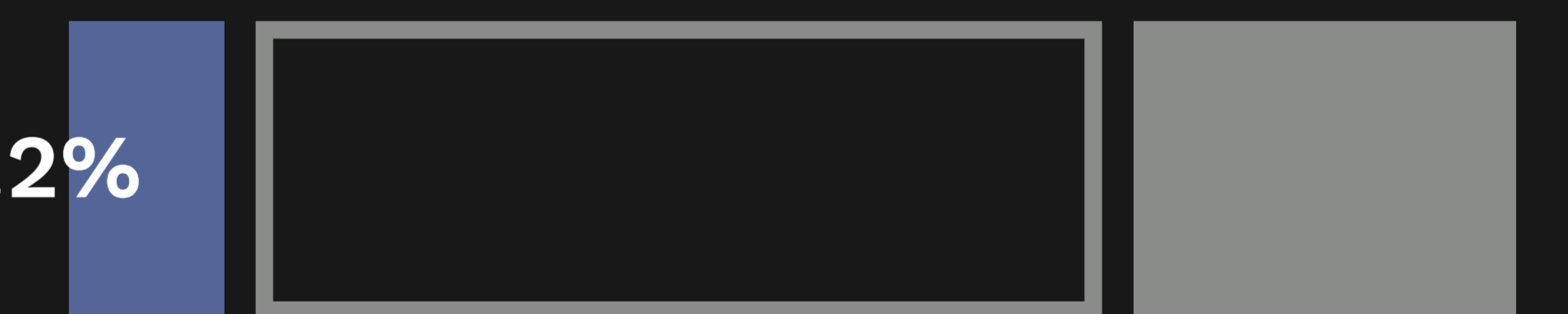


↓ -4.8%
from 2022

10 women
0 nonbinary people
55 men
14 N/A**

79 photos total

THE GUARDIAN



↑ +3.4%
from 2022

8.5 women
0 nonbinary people
46.5 men
21 N/A**

76 photos total

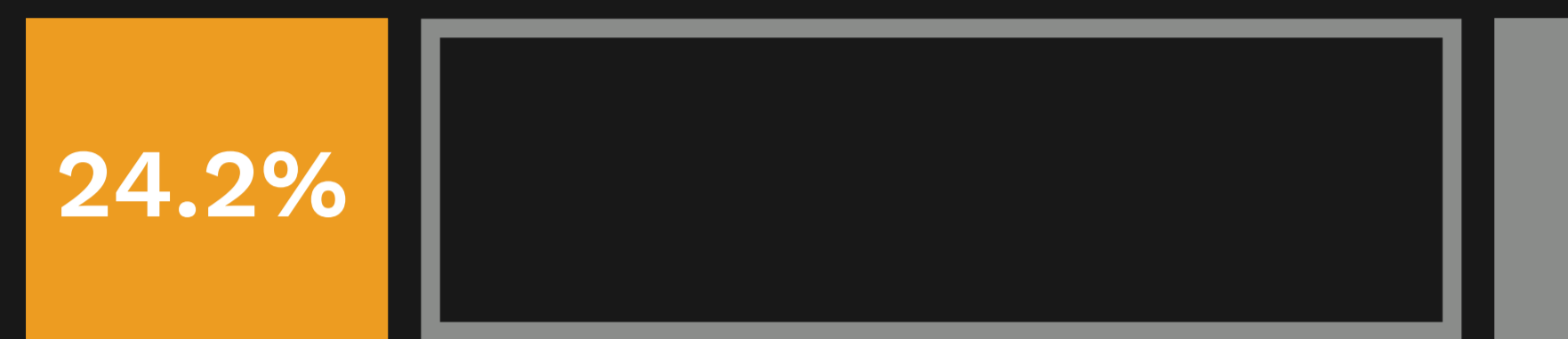
 **WOMEN & NONBINARY PEOPLE***  **MEN**  **N/A****

*We used information from photographers' websites and social media profiles to determine gender identity, but understand there may be a margin of error here.

**N/A indicates lead art is illustration or handout/wire photo (most of which are taken by men), with no credit.

2nd QUARTER APRIL – JUNE 2023 | AT LEAD PHOTO BYLINES BY GENDER

NEW YORK TIMES

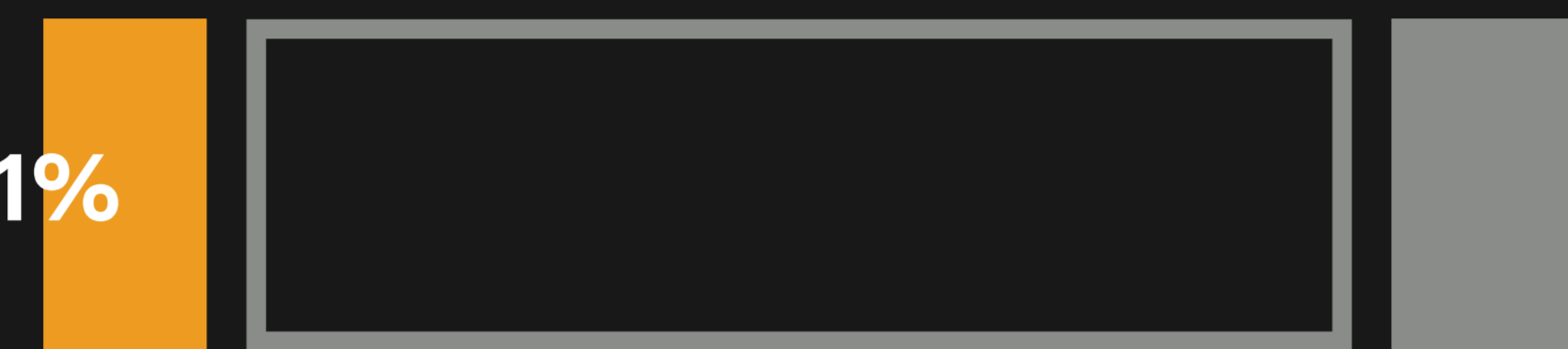


↑
+3.4%
 from
 2022

24 women
0 nonbinary people
69 men
6 N/A**

99 photos total

WALL STREET JOURNAL



↑
+1.6%
 from
 2022

9 women
0 nonbinary people
61 men
11 N/A**

81 photos total

WASHINGTON POST

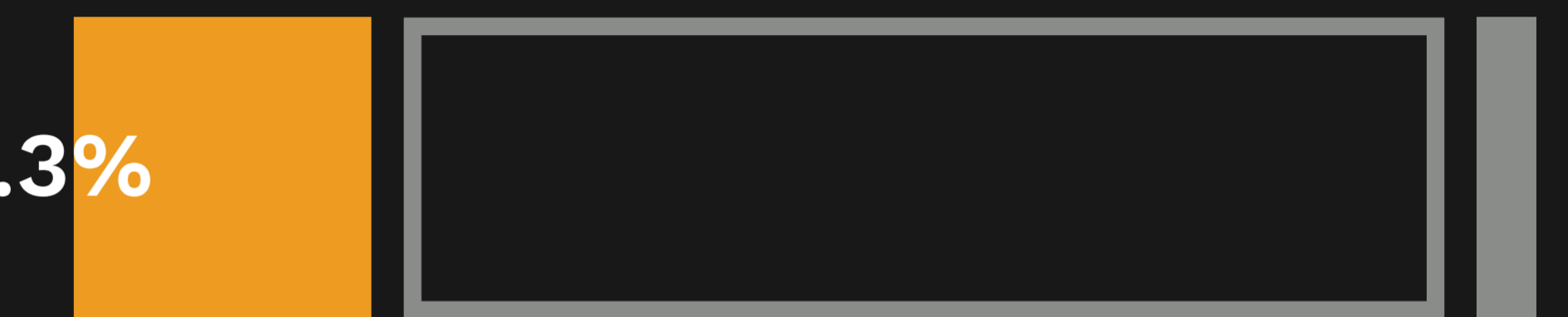


↓
-12.4%
 from
 2022

27.5 women
0 nonbinary people
58.5 men
9 N/A**

95 photos total

LA TIMES



↓
-0.8%
 from
 2022

20 women
0 nonbinary people
70 men
4 N/A**

94 photos total

SF CHRONICLE



↑
+2.7%
 from
 2022

45 women
1 nonbinary person
41 men
5 N/A**

92 photos total

GLOBE AND MAIL

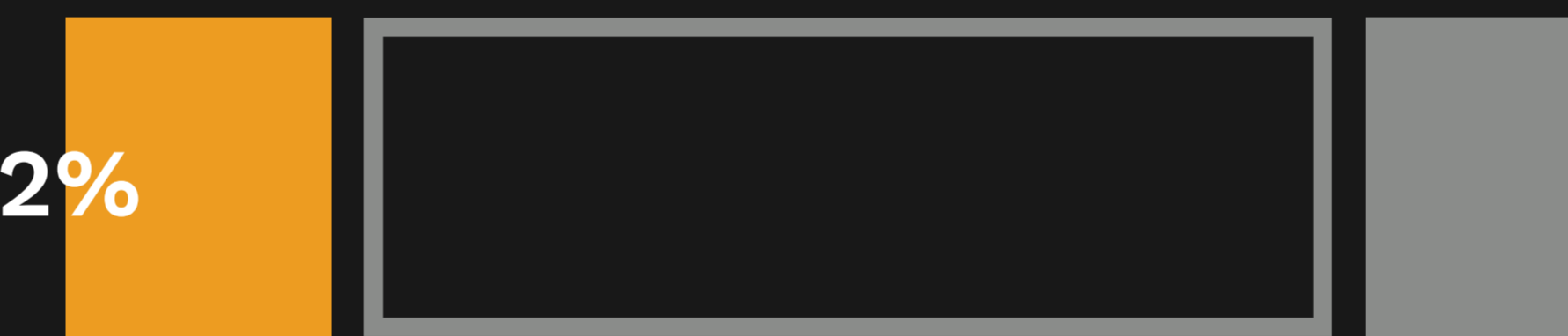


↓
-8.4%
 from
 2022

12 women
0 nonbinary people
53 men
13 N/A**

78 photos total

LE MONDE

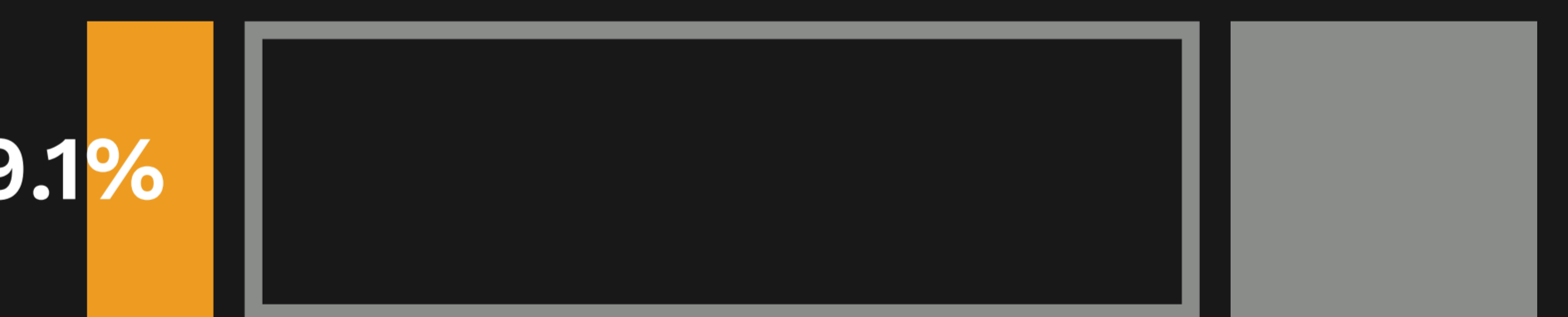


↑
+2.2%
 from
 2022

14 women
0 nonbinary people
51 men
12 N/A**

77 photos total

THE GUARDIAN



↑
+0.1%
 from
 2022

7 women
0 nonbinary people
53 men
17 N/A**

77 photos total

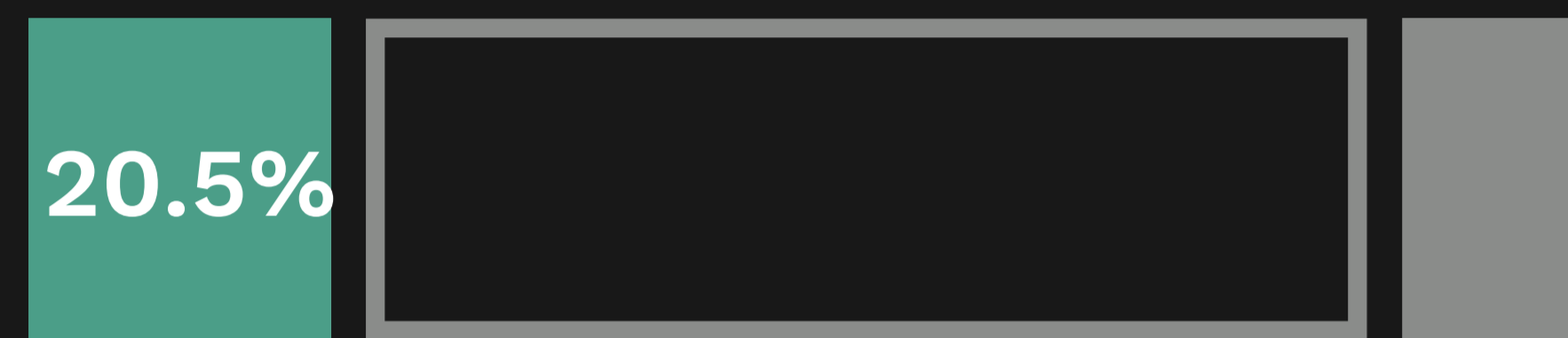
■ **WOMEN & NONBINARY PEOPLE*** ■ **MEN** ■ **N/A****

*We used information from photographers' websites and social media profiles to determine gender identity, but understand there may be a margin of error here.

**N/A indicates lead art is illustration or handout/wire photo (most of which are taken by men), with no credit.

3rd QUARTER JULY – SEPT 2023 | AI LEAD PHOTO BYLINES BY GENDER

NEW YORK TIMES

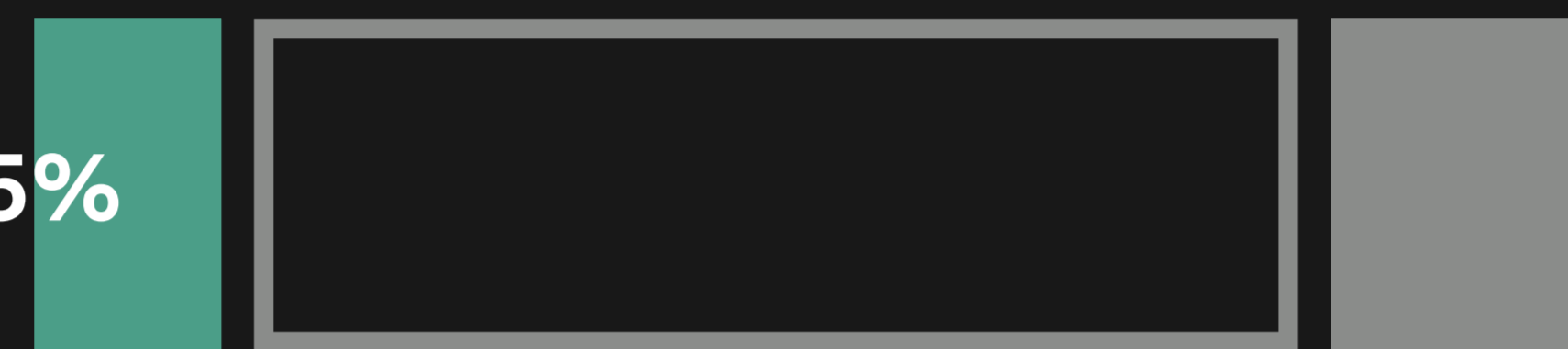


↓
-8.7%
from
2022

22.5 women
0 nonbinary people
74.5 men
13 N/A**

110 photos total

WALL STREET JOURNAL

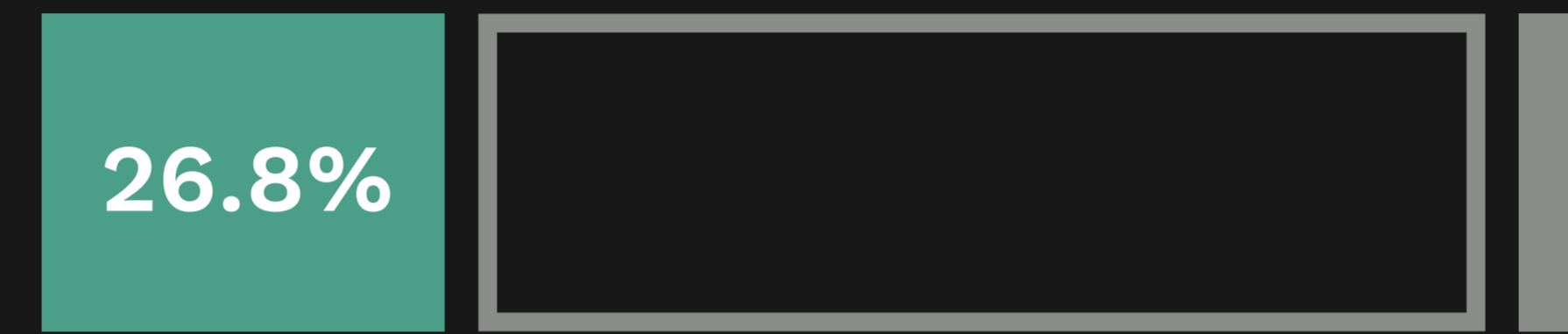


↑
+3.6%
from
2022

10 women
0 nonbinary people
56 men
14 N/A**

80 photos total

WASHINGTON POST

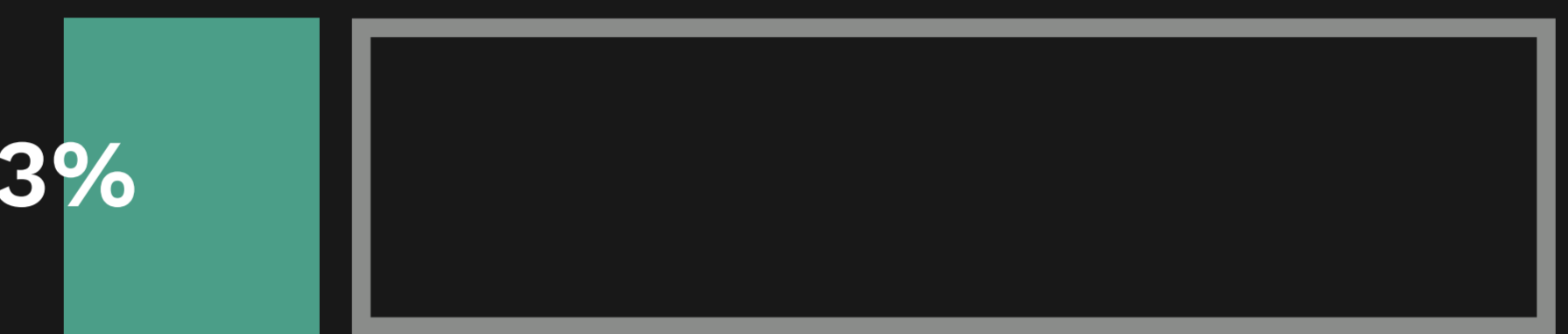


↑
+0.1%
from
2022

26 women
0 nonbinary people
65 men
6 N/A**

97 photos total

LA TIMES



↓
-3.4%
from
2022

17 women
0 nonbinary people
80 men
1 N/A**

98 photos total

SF CHRONICLE



↓
-6.6%
from
2022

34 women
2 nonbinary people
51 men
5 N/A**

92 photos total

GLOBE AND MAIL

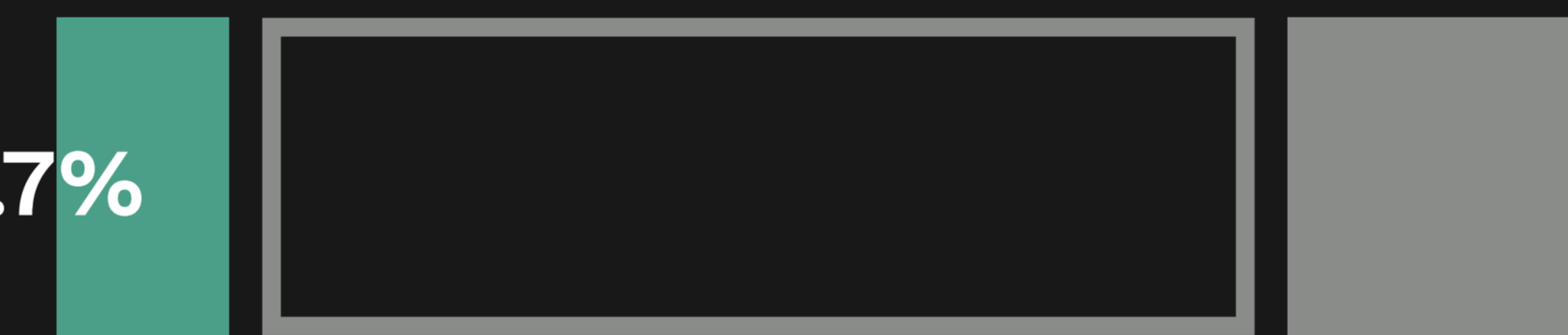


↓
-6.2%
from
2022

9 women
0 nonbinary people
67 men
5 N/A**

81 photos total

LE MONDE

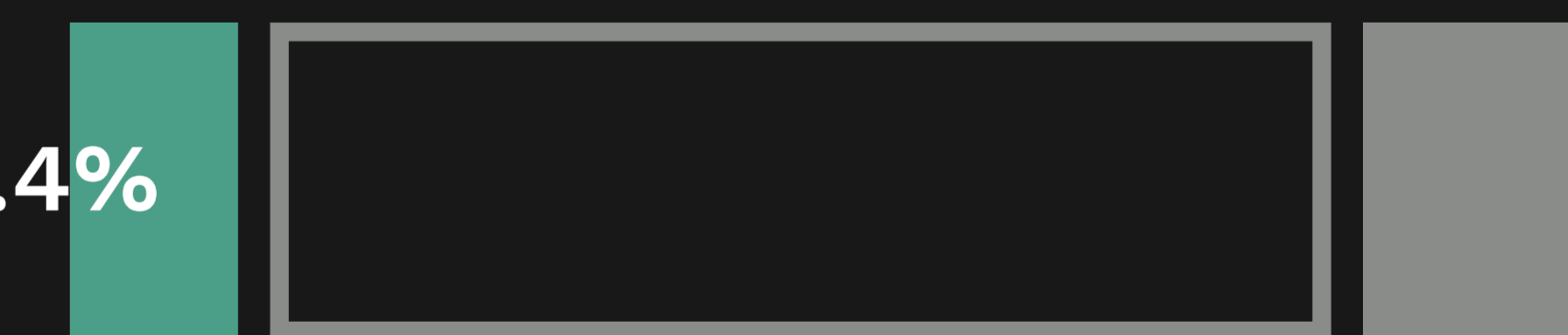


↑
+4.9%
from
2022

9 women
0 nonbinary people
52 men
16 N/A**

77 photos total

THE GUARDIAN



↓
-2.2%
from
2022

9 women
0 nonbinary people
57 men
13 N/A**

79 photos total

■ WOMEN & NONBINARY PEOPLE* ■ MEN ■ N/A**

*We used information from photographers' websites and social media profiles to determine gender identity, but understand there may be a margin of error here.

**N/A indicates lead art is illustration or handout/wire photo (most of which are taken by men), with no credit.

4th QUARTER OCT - DEC 2023 | **AT LEAD PHOTO BYLINES BY GENDER**

NEW YORK TIMES

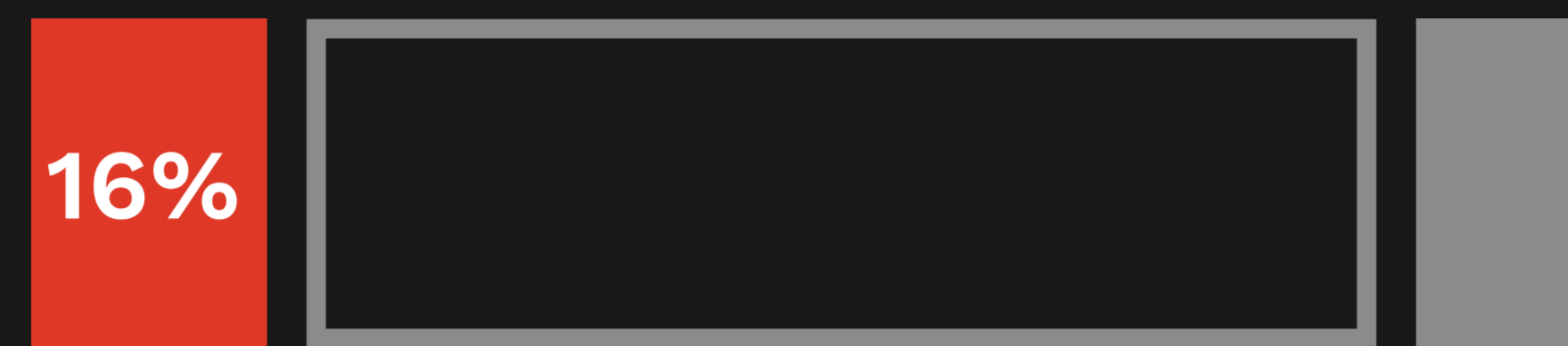


+18.7%
from 2022

45.5 women
0 nonbinary
47.5 men
9 N/A**

102 photos total

WALL STREET JOURNAL



+7.4%
from 2022

13 women
0 nonbinary
59 men
9 N/A**

81 photos total

WASHINGTON POST

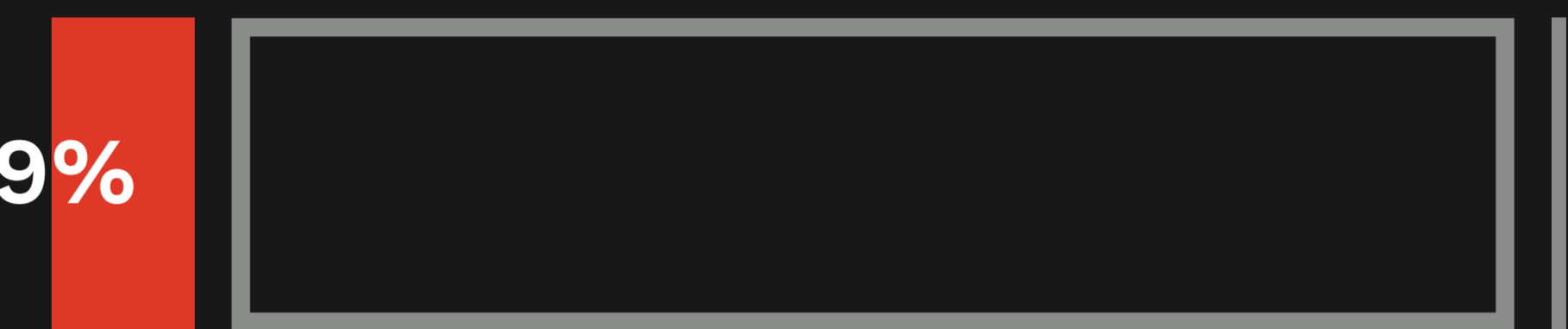


+1.1%
from 2022

19 women
0 nonbinary
69 men
10 N/A**

98 photos total

LA TIMES



-15.6%
from 2022

10 women
0 nonbinary
90 men
1 N/A**

101 photos total

SF CHRONICLE

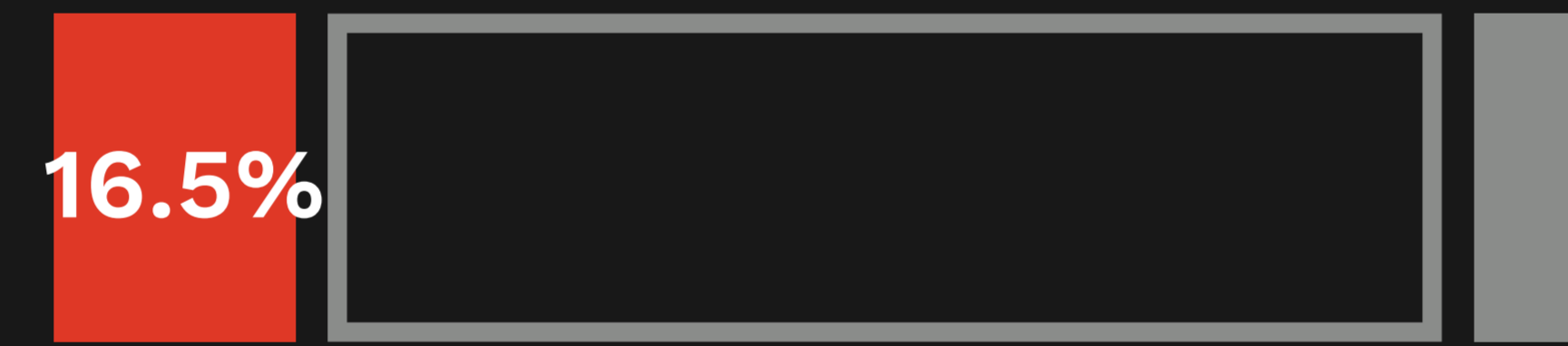


+3.2%
from 2022

49 women
1 nonbinary
43 men
3 N/A**

96 photos total

GLOBE AND MAIL

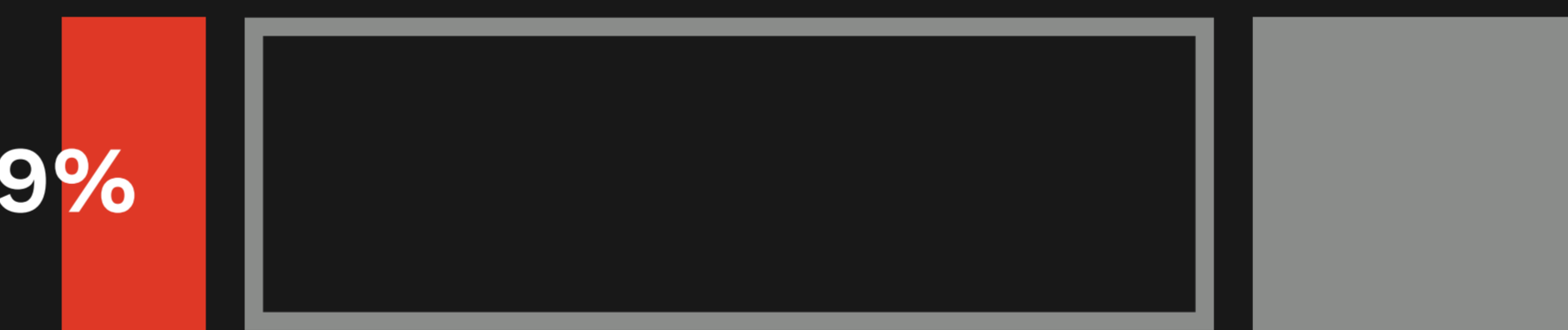


-2.8%
from 2022

13 women
0 nonbinary
60 men
6 N/A**

79 photos total

LE MONDE

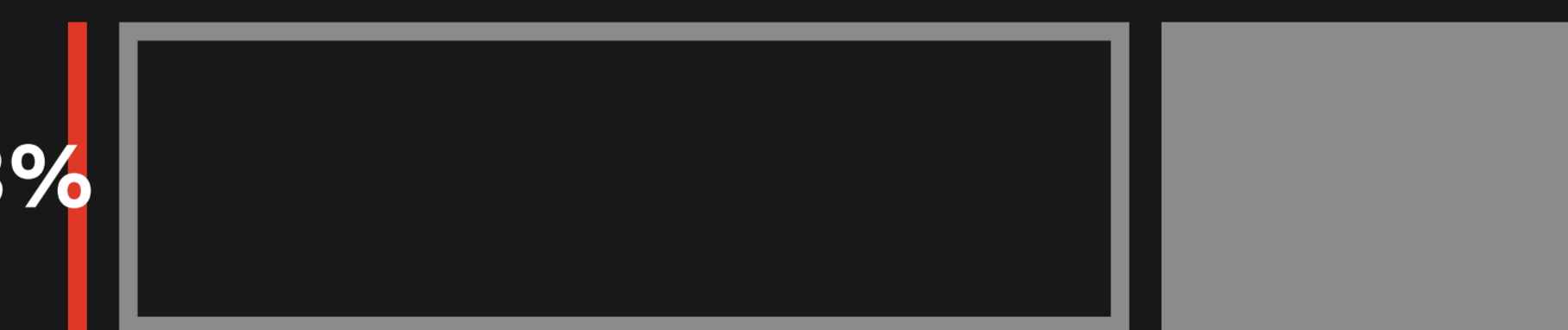


-0.9%
from 2022

8 women
0 nonbinary
54 men
19 N/A**

81 photos total

THE GUARDIAN



-10.2%
from 2022

1 women
0 nonbinary
54 men
22 N/A**

77 photos total

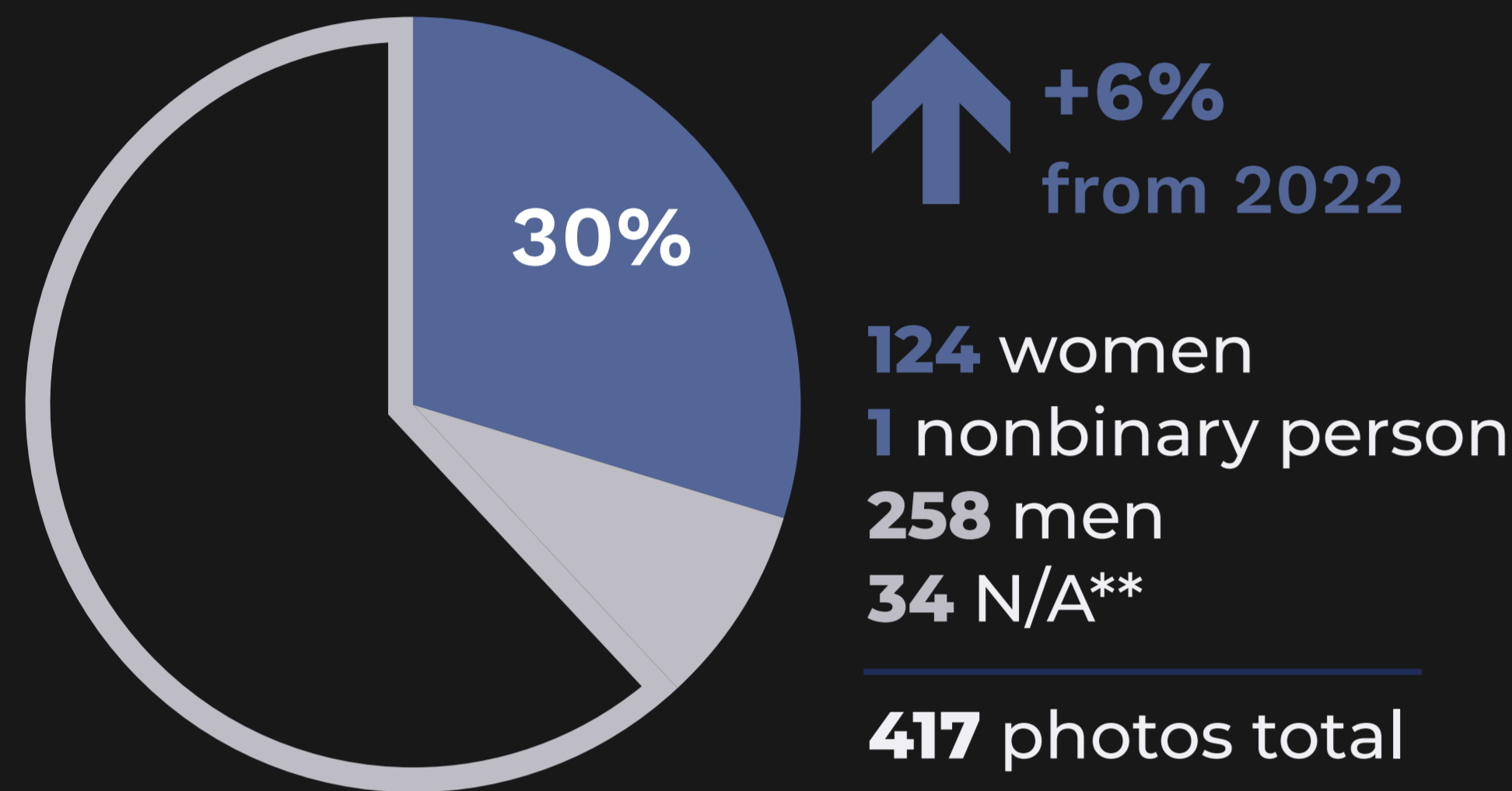


*We used information from photographers' websites and social media profiles to determine gender identity, but understand there may be a margin of error here.

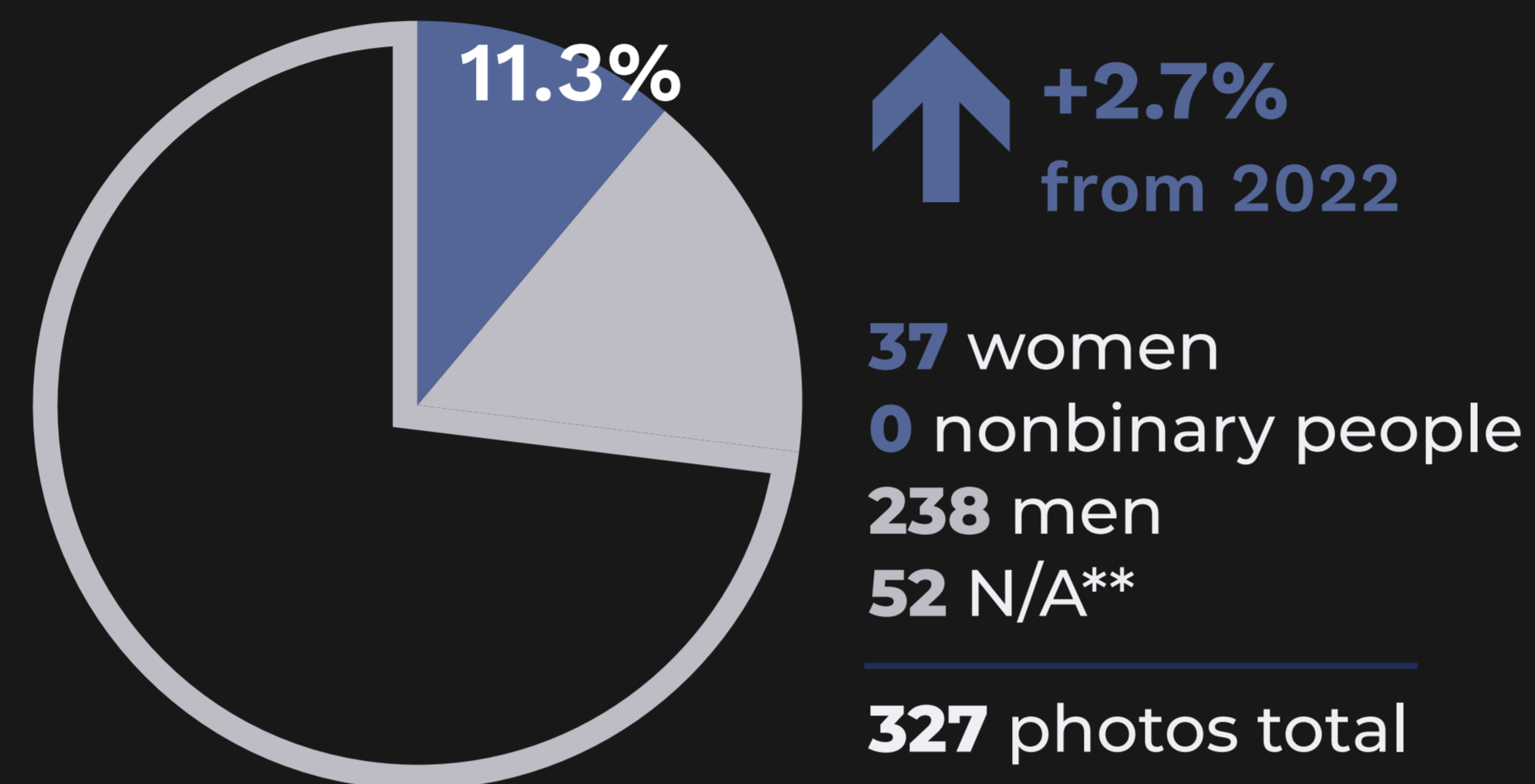
**N/A indicates lead art is illustration or handout/wire photo (most of which are taken by men), with no credit.

2023 JANUARY – DECEMBER | AT LEAD PHOTO BYLINES BY GENDER

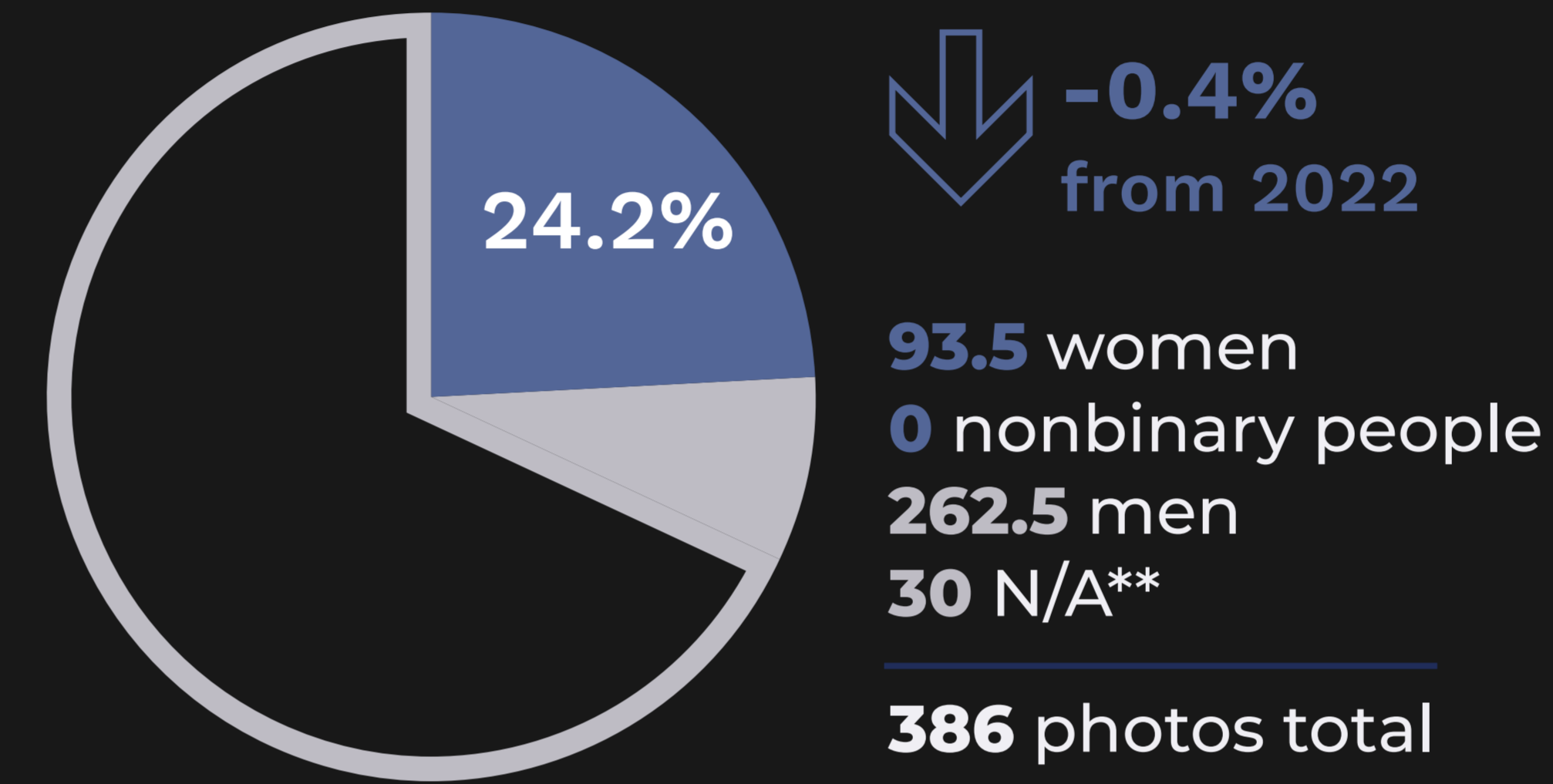
NEW YORK TIMES



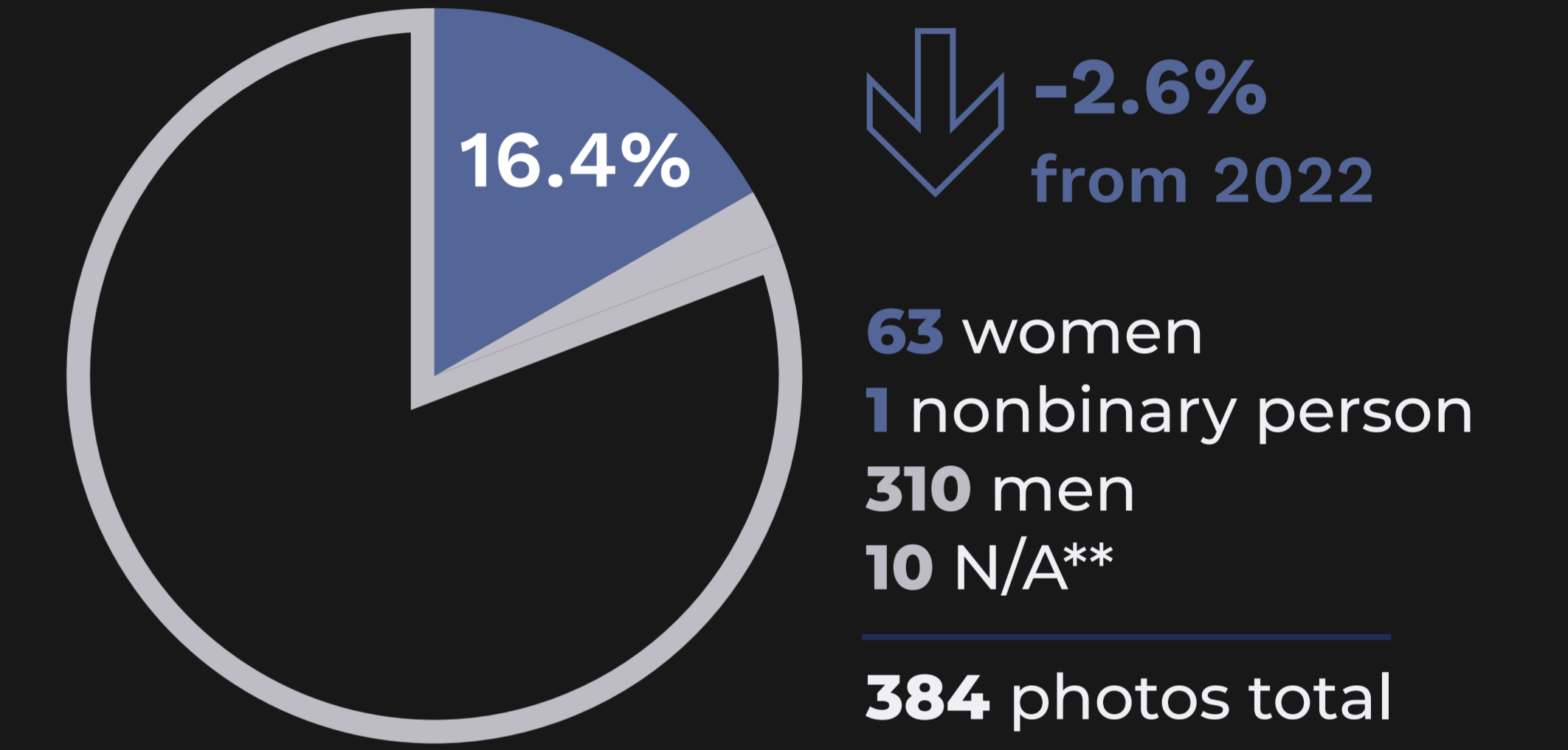
WALL STREET JOURNAL



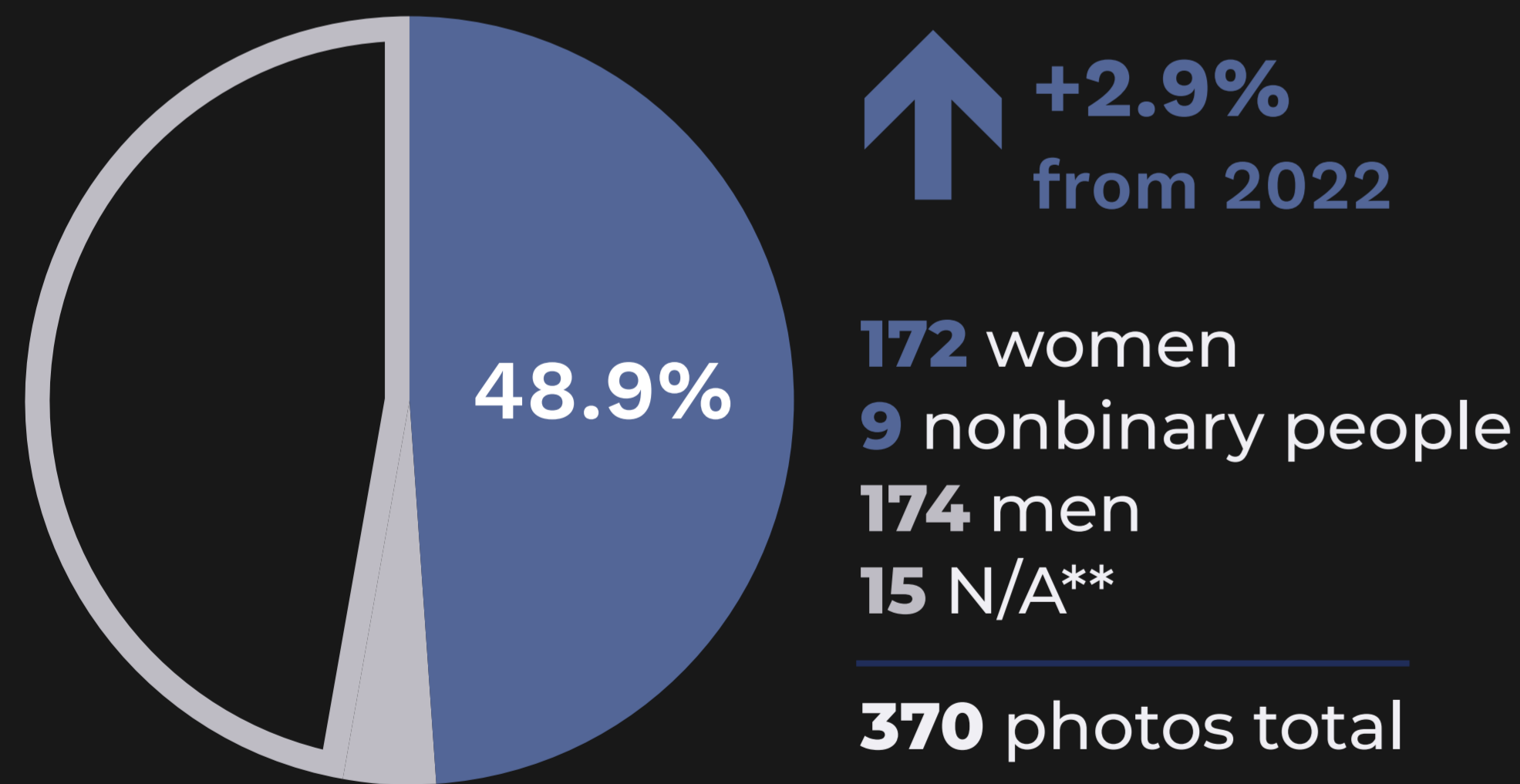
WASHINGTON POST



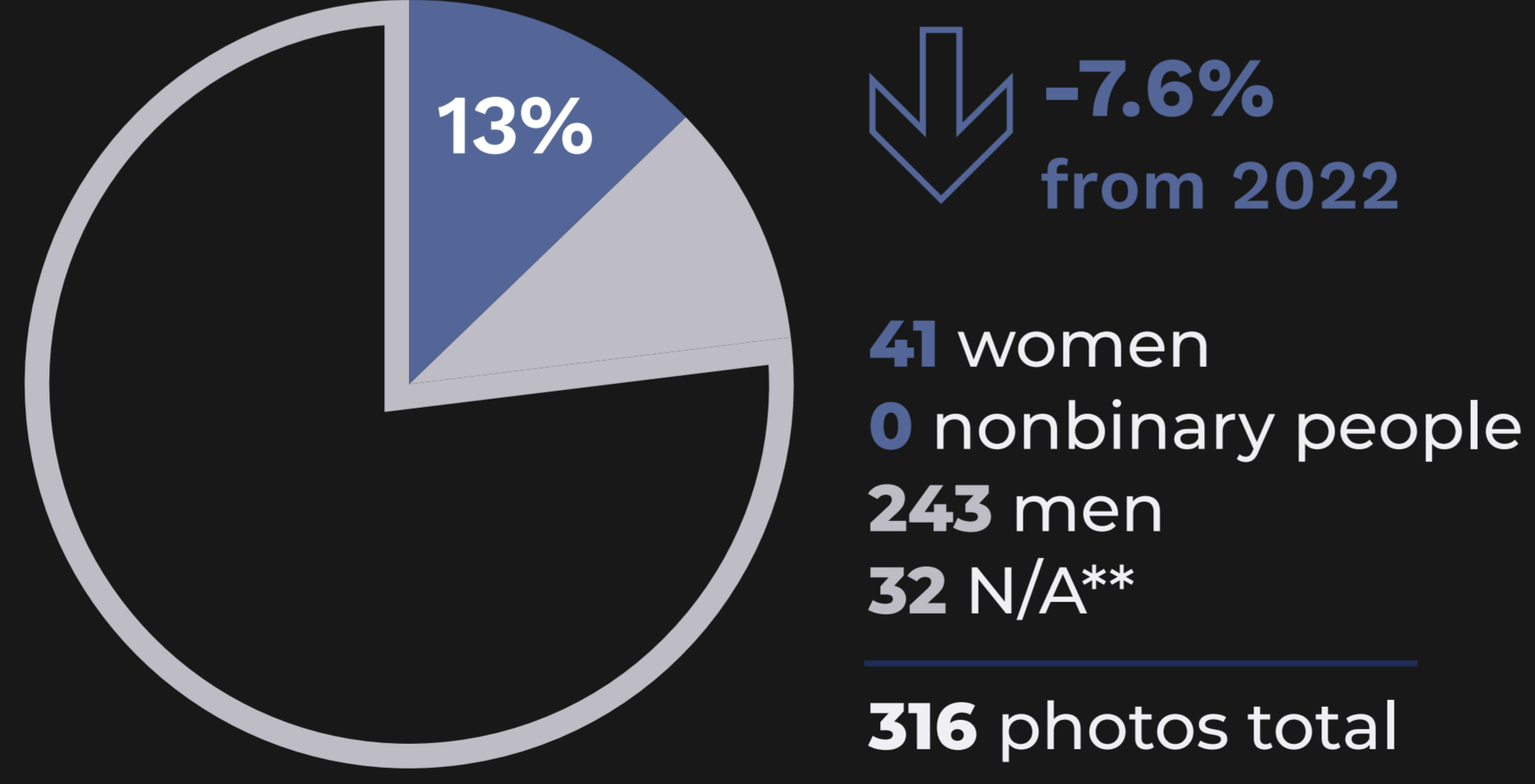
LA TIMES



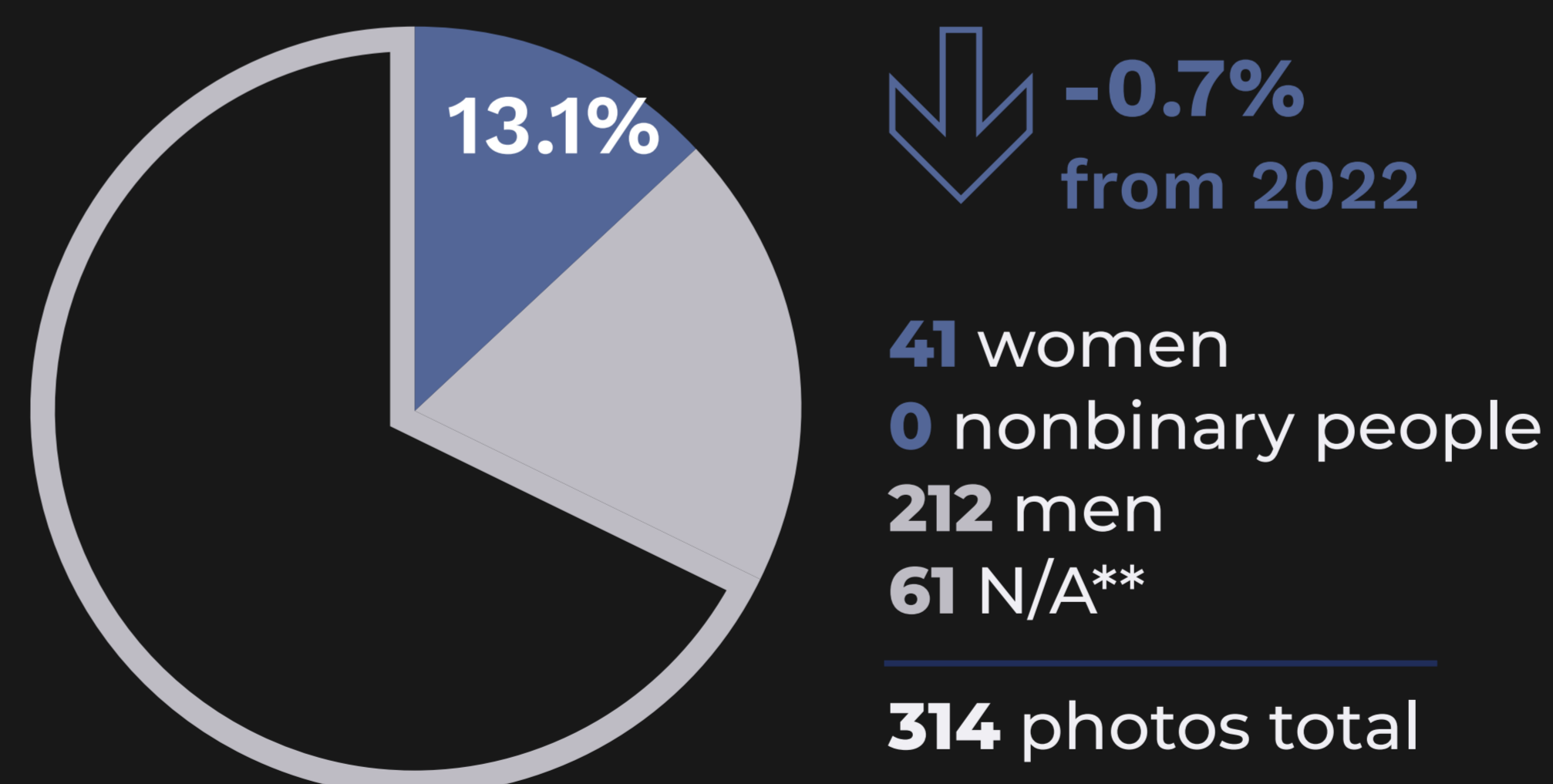
SF CHRONICLE



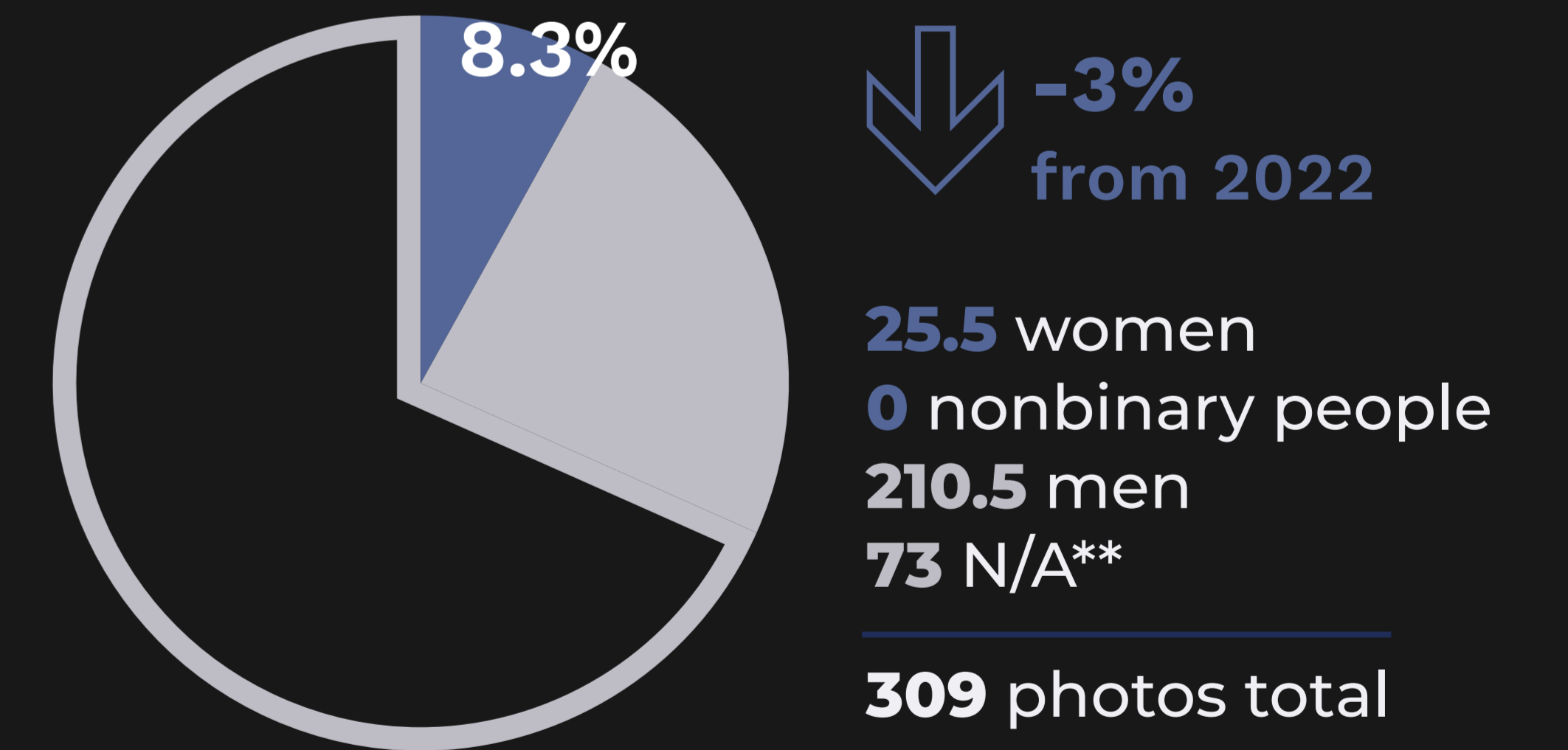
GLOBE AND MAIL



LE MONDE



THE GUARDIAN



■ **WOMEN & NONBINARY PEOPLE*** □ **MEN** ■ **N/A****

*We used information from photographers' websites and social media profiles to determine gender identity, but understand there may be a margin of error here.

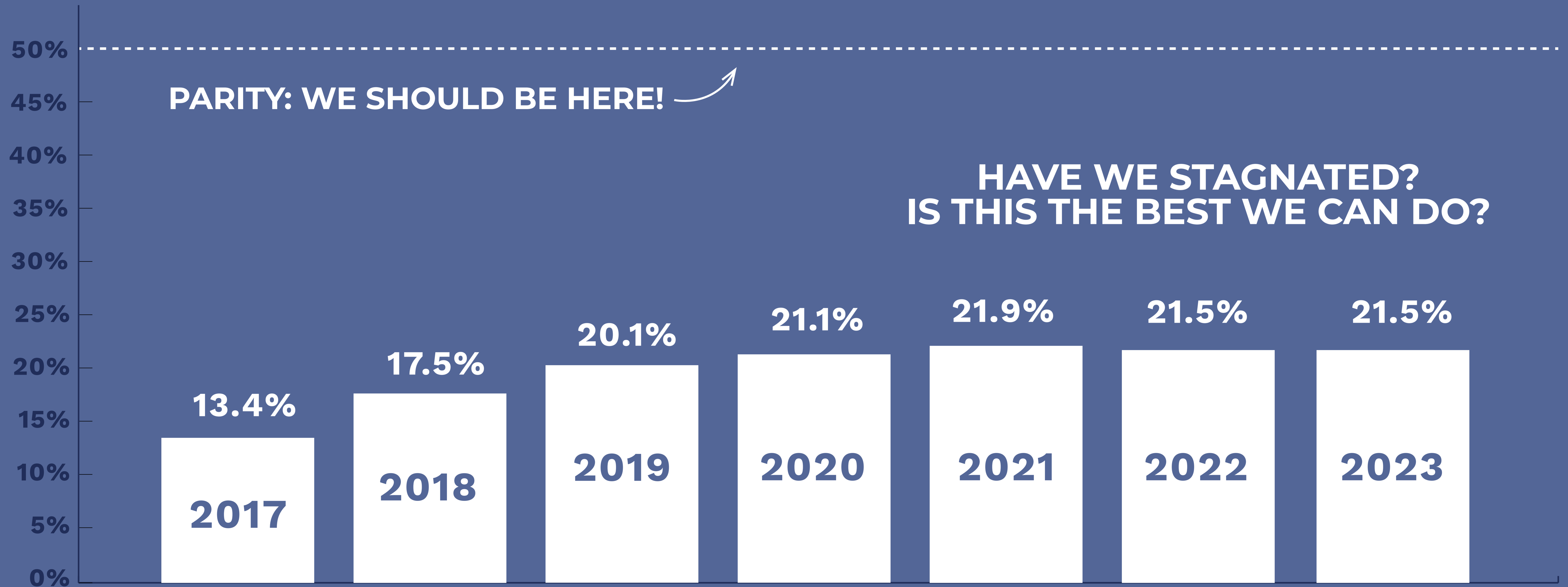
**N/A indicates lead art is illustration or handout/wire photo (most of which are taken by men), with no credit.

= 21.5%

2023 AVERAGE, OF PHOTOS BY WOMEN & NONBINARY PEOPLE

2017-2023 | AI LEAD PHOTO BYLINES OVER TIME

PERCENTAGE OF PHOTOS TAKEN BY WOMEN AND NONBINARY PHOTOGRAPHERS IN THE NEW YORK TIMES, THE WALL STREET JOURNAL, THE WASHINGTON POST, THE LOS ANGELES TIMES, THE SAN FRANCISCO CHRONICLE, GLOBE AND MAIL, LE MONDE, AND THE GUARDIAN



HAVE WE HIT A WALL?

Women Photograph has been recording these front page byline statistics for the last seven years. From 2017-2021, we saw steady (if small) gains each year. In 2022, we recorded our first overall decline in the total percentage of images made by women and nonbinary photographers. And in 2023, we held steady at the exact same figure: 21.5%. Has our progress plateaued?

We decided to look more closely at the breakdown of where these images come from, separating out images assigned to staff and freelance photographers versus images licensed from wire agencies. Without the wires (91.1% of whose lede front page images were made by men), six out of eight newspapers' numbers improved, and brought our overall percentage of front page images from 21.5% made by women and nonbinary photographers to 29.9% made by women and nonbinary photographers.



2023
JANUARY –
DECEMBER

AT LEAD PHOTO BYLINES BY WOMEN AND NONBINARY PHOTOGRAPHERS

WITH AND WITHOUT WIRE AGENCY PHOTOS COUNTING TOWARD PERCENTAGE

NOTE: Of the wire agency photos, only 8.9% of them were made by women.

NEW YORK TIMES		WALL STREET JOURNAL		WASHINGTON POST		LA TIMES	
WITH	WITHOUT	WITH	WITHOUT	WITH	WITHOUT	WITH	WITHOUT
30%	34.9%	11.3%	11.1%	24.2%	30.8%	16.4%	19.5%
SF CHRONICLE		GLOBE AND MAIL		LE MONDE		THE GUARDIAN	
WITH	WITHOUT	WITH	WITHOUT	WITH	WITHOUT	WITH	WITHOUT
48.9%	49.3%	13%	25.2%	13.1%	17.3%	8.3%	5%

SOURCE & CREDIT:
Women Photograph
womenphotograph.com
@womenphotograph

OVERALL: WITH = 21.5% WITHOUT = 29.9%
2023 TOTAL OF PHOTOS BY WOMEN & NONBINARY PEOPLE



To operate ethically, the photojournalism industry must be made up of storytellers who are as diverse as the communities they cover. We hope that this data will help inspire you to hire, publish, curate, promote, and otherwise support the work of women and nonbinary photographers, and all photographers who offer perspectives that broaden our historically white, Western, patriarchal industry.

Women Photograph is made up of a small team who work hard to maintain the Women Photograph database of 1,400+ independent women and nonbinary photographers and manage programming that includes our annual workshop, mentorship program, project grants, and more.

DONATE

Visit womenphotograph.com/donate to contribute to our work with a donation.

This report was made possible with support from:

The Canon logo, featuring the word "Canon" in its signature red, bold, sans-serif typeface.